

FROM THE PRINCIPAL

Dear Parents and Community Members,

Middle school is an important time for your student. At Spencer Butte, we help students develop the academic skills they will need in high school and beyond.

4J middle schools:

- Monitor students' progress and provide extra support when needed
- Emphasize reading and writing in all content areas
- Implement the Common Core State Standards, AVID (Advancement Via Individual Determination) and WICOR (Writing, Inquiry, Collaboration, Organization, Reading) strategies, and other methodologies to better prepare students for college and careers

- Administer the EXPLORE survey to eighth graders to identify learning needs, interests, strengths and areas for improvement.

Our middle schools also provide special interest clubs and extracurricular activities. Each school has a counselor to advise students and has implemented a program for creating a safe school culture free of harassment and discrimination.

Parents are critical to student success. You can help by staying in touch with the school, working with your student to track and manage homework, monitoring grades and test scores, and talking about how important school is for your student's future. We look forward to partnering with you to help your student have a great year.

Thank you,

Principal | Greg Borgerding

SCHOOL PROFILE

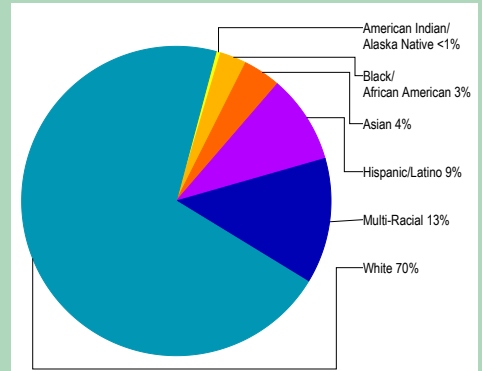
Enrollment 2013-14	433
Change from previous year	-3.1%
Students attending 90% or more of enrolled days	>95%

Select Demographics 2013-14	
English Learners	<5%
<i>Students who have ever been eligible for or participated in a program to acquire academic English.</i>	
Economically disadvantaged	31%
Students with disabilities	17%

Number of different languages spoken: 9

Note: a "*" is displayed when the data must be suppressed to protect student confidentiality.

STUDENTS

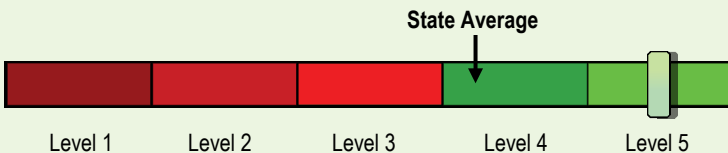


OVERALL STATE RATING

HOW ARE STUDENTS AT THIS SCHOOL PERFORMING COMPARED TO THOSE AT OTHER SCHOOLS?

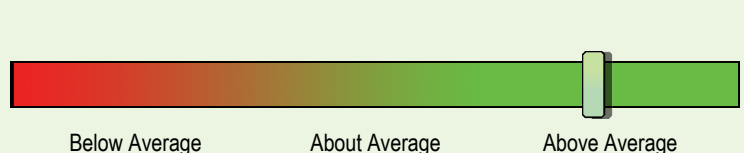
The overall state rating is intended to summarize this school's particular successes and challenges. It is based on a combination of up to five factors. Three of these factors come from standardized test scores in reading and math: student achievement, student growth, and the growth of underserved subgroups. Please be aware that this rating is based mainly on high-stakes testing and accordingly, represents a limited view of student performance. Other aspects of this report card are designed to put this rating in the proper context.

Compared to all schools statewide in 2013-14, this school is rated as Level 5.



- Level 1** = Falls into the bottom 5% of schools
- Level 2** = Falls between 5% and 15% of schools
- Level 3** = Falls between 15% and 44% of schools
- Level 4** = Falls between 44% and 90% of schools
- Level 5** = Falls into the top 10% of schools

Compared to middle schools with similar student demographics in 2013-14, this school's rating is above average.



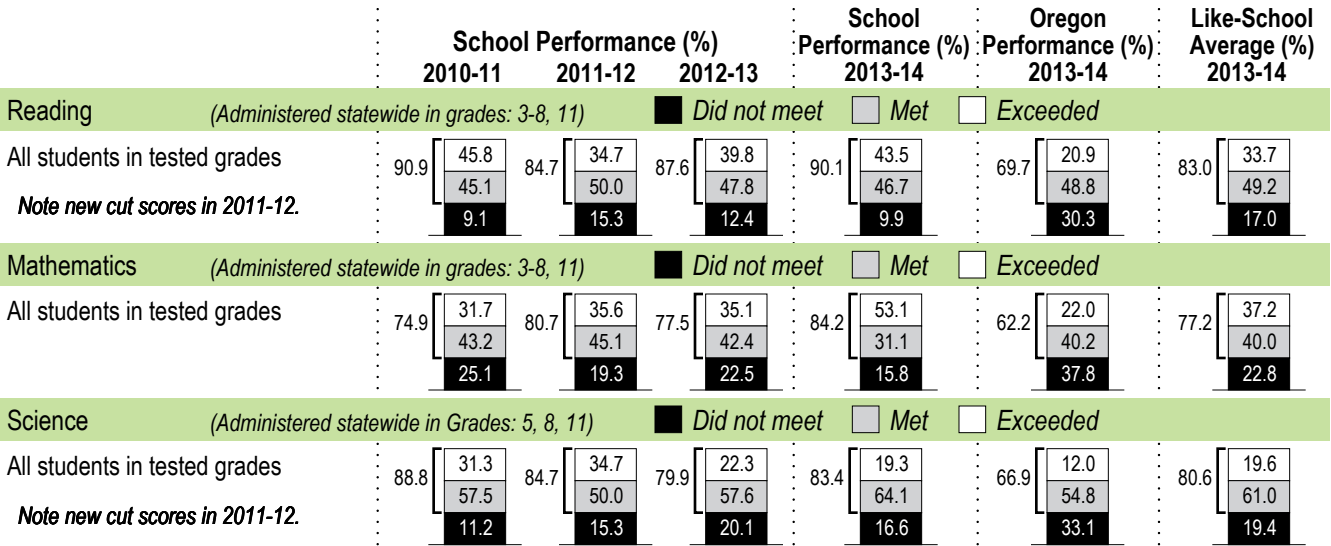
- Below average** = Falls into the bottom third of comparison schools
- About average** = Falls into the middle third of comparison schools
- Above average** = Falls into the top third of comparison schools

PROGRESS ARE STUDENTS MAKING ADEQUATE GAINS OVER TIME?

SCHOOL PERFORMANCE

Performance of students enrolled in the school for a full academic year

Did at least 95% of the students at this school take required assessments? Yes No
Participation rate criteria are in place to ensure schools test as many eligible students as possible



Visit www.ode.state.or.us/go/data for additional assessment results.

Note: a "*" is displayed when data are unavailable or to protect student confidentiality.

OUTCOMES FOR KEY STUDENT GROUPS AT THIS SCHOOL COMPARED TO THE SAME GROUPS STATEWIDE

STUDENT GROUP OUTCOMES

	School Performance (%)	Oregon Performance (%)	School Compared to OR Average	School Performance (%)	Oregon Performance (%)	School Compared to OR Average	School Performance (%)	Oregon Performance (%)	School Compared to OR Average		
Economically Disadvantaged				American Indian/Alaska Native			Native Hawaiian/Pacific Islander				
Reading	79.3	57.8	+21.5	Reading	*	54.9	*	Reading	*	55.6	*
Mathematics	72.7	49.5	+23.2	Mathematics	*	45.6	*	Mathematics	*	52.4	*
Science	69.0	54.6	+14.4	Science	*	54.0	*	Science	*	48.4	*
English Learners				Asian			White				
Reading	66.7	47.7	+19.0	Reading	>95	79.8	*	Reading	92.3	75.8	+16.5
Mathematics	55.6	46.5	+9.1	Mathematics	94.1	81.3	+12.8	Mathematics	86.3	67.3	+19.0
Science	*	40.5	*	Science	>95	74.8	*	Science	87.4	74.5	+12.9
Students with Disabilities				Black/African American			Female				
Reading	46.8	30.5	+16.3	Reading	58.3	50.5	+7.8	Reading	90.9	73.7	+17.2
Mathematics	34.0	22.3	+11.7	Mathematics	50.0	39.1	+10.9	Mathematics	86.1	63.7	+22.4
Science	36.8	36.7	+0.1	Science	*	39.1	*	Science	88.4	64.9	+23.5
Migrant				Hispanic/Latino			Male				
Reading	*	42.5	*	Reading	89.2	52.4	+36.8	Reading	89.3	65.9	+23.4
Mathematics	*	41.2	*	Mathematics	81.1	47.0	+34.1	Mathematics	82.1	60.7	+21.4
Science	*	33.2	*	Science	76.9	45.9	+31.0	Science	76.3	68.8	+7.5
Talented and Gifted				Multi-Racial							
Reading	>95	98.5	*	Reading	86.5	73.6	+12.9	<div style="border: 1px solid black; padding: 5px;"> Note: a "*" is displayed when data are unavailable or to protect student confidentiality. </div>			
Mathematics	>95	98.2	*	Mathematics	82.7	64.5	+18.2				
Science	>95	98.1	*	Science	70.0	70.5	-0.5				

CURRICULUM & LEARNING ENVIRONMENT WHAT IS THIS SCHOOL DOING TO IMPROVE STUDENT LEARNING AND TO PREPARE STUDENTS FOR THE FUTURE?

SCHOOL READINESS

Advisory program

School climate survey

A full-time counselor

Programs for creating a culture free of harassment and discrimination

Programs to create healthy relationships and support among students

ACADEMIC SUPPORT

AVID classes to support student success in school

Talented and Gifted (TAG) program

English Language Learner program

Special education program

Progress monitoring for academic intervention

ACADEMIC ENRICHMENT

Music and drama

CAREER & TECHNICAL EDUCATION

Hands-on electives

EXTRA-CURRICULAR ACTIVITIES/ AFTER SCHOOL PROGRAMS

Track team and sports clubs

Special interest clubs

Data and information in the Curriculum and Learning Environment section was provided by local schools and districts and was not verified by the Oregon Department of Education.